

Hurricane Preparation Checklist



When a hurricane is forecast for your region, immediately begin or complete storm preparations using the checklist below:

When a Storm Could be Headed Your Way (per weather forecasts, 4 – 5 days prior to landfall), gather existing items or purchase:

- At least one gallon of drinking water per person, per day
- Chlorine to decontaminate water
- Non-perishable packaged or canned foods, juices and snack foods
- Can opener (not electricity powered)
- Paper plates and plastic utensils
- Garbage bags
- First aid kit
- Flashlight(s) and batteries
- Candles and lighters or matches
- Battery-powered radio, TV, lantern, hot plate and fan(s)
- Solar-powered cell phone charger
- Gas for barbecue
- Rain gear
- Medicines/prescriptions – Renew and store in a waterproof container
- Baby wipes and hand sanitizer
- Gather insurance documents and store in a waterproof container




When a Hurricane Watch is Issued (48 hours prior)

- Clean, sterilize and fill available containers with water for emergency drinking purposes
- Photograph and/or videotape your property and contents (with date stamps) as baseline documentation. Store images to cloud and/or print and store in waterproof containers
- Pack freezer contents tightly to conserve cold temperatures in case you lose power

GATHER THE FOLLOWING AND SECURE IN LUGGAGE OR WATERPROOF CONTAINERS:

- Reading materials, toys and games for family members
- Toiletries and equipment for family members
- Several changes of clothing
- Blankets and pillows for each family member
- Pet food, water, carriers and leashes. Ensure pets wear ID tags with your name/phone number



When a Hurricane Warning is Issued (36 hours prior)


- Get cash
- Fill car(s) with gas
- Charge cell phone(s)
- Back up computer files
- Install hurricane shutters and/or board up windows
- Store or secure outdoor furniture
- Prepare your pool and spa
- Secure your boat
- Fill bathtub with water to bathe and flush toilet
- Turn off breakers or unplug electronics to prevent damage from electrical surges



During the Hurricane


IF YOU REMAIN AT HOME DURING THE STORM, IT IS ESSENTIAL THAT YOU FOLLOW THE GUIDELINES BELOW:

- Be sure your entire family stays in your safe room
- Monitor hurricane updates via radio, TV and Internet
- Even if storm conditions subside, stay indoors until you receive official word that the hurricane is over. In many cases, conditions worsen again after periods of calm
- Keep curtains and blinds closed and stay away from windows to avoid injuries from broken windows or flying glass or debris
- Turn off utilities if instructed to do so. Otherwise, turn the refrigerator thermostat to its coldest setting and keep doors closed to retain cold air
- Avoid using your telephone, except for emergencies
- When you do leave your home, use the stairs, not elevators



IF YOU EVACUATE:

- You must evacuate if you live in a mandatory evacuation zone, a high-rise over 75 feet high or if you don't feel safe staying in your home
- Only take what you really need, such as your cell phone, medications, identification (driver's license or passport), clothing, food, water, toiletries and cash
- Before you leave, unplug electrical appliances and turn off your home's gas, electricity and water
- Travel roads and highways recommended by emergency workers, even with traffic, because other routes may be blocked by debris or fallen trees



Hurricane Preparation Checklist

After the Hurricane is Over

- As soon as it is safe to leave your home or re-enter your community, place tarps over damaged roofs, windows and doors and remove debris to reduce the threat of injuries and further damage*
- Be aware of hidden dangers like downed power lines and water-covered holes*
- Run generators only in well-ventilated outdoor areas (never indoors) to prevent carbon monoxide poisoning*
- Discard all food that may no longer be safe, especially if your home lost power. When in doubt, throw it out*
- Photograph or video all damages to document necessary repairs or replacement. Do not accept any money offered by insurance companies to release or settle claims*
- Immediately contact your insurance agent to report all damages – the first reported is the first paid!*

